

DESIGN AND PRODUCTION FABRICS SUTABILE FOR PATCHES AND VALVES FRAMES.

¹SABRY,A.,M., ²EL-BHEIRY, H., ³MOSTAFA, S., A., ⁴MAHMOUD,I,I. & ⁵Ibrahim, G., E.,

^{1,4&5} Spinning, Weaving & Knitting Dept. Faculty of Applied Arts, Helwan University

² * Collage of Engineering & Science Clemson University – USA

³ * The National Heart Institute

ABSTRACT

This research is mainly concerned with designing fabrics used in heart prostheses (patches, valves frames and vasculars). The woven technique was applied to produce fabrics under study, using polyester. Different parameters were studied including, the fabric structure (regular hopsack 2/2 , satin 4 and twill 1/3), yarn count (50 , 70 and 100 denier), warp set (80, 100 and 120 ends /cm) and weft set (75, 100 and 125 picks /cm) for patches, valves frames. The produced fabrics were treated with Chitosan .Their influence on the performance of the end-use fabric and the achieved properties were studied. On the other hand physical-chemical properties including; air permeability, water permeability, thickness and weight were evaluated according to the final product needs. Some more results were reached concerning structures and materials.

INTRODUCTION

Textiles are the largest items of application next only to engineering goods, textiles have found wider acceptance in industry, household, aerospace and apparel field.... etc. ⁽¹⁾

The range of industrial textiles was rapidly widened. It is only in the last few decades that industrial textiles have become a commonly considered special group of textiles products, ⁽²⁾ where when manmade fibers became available they have grown more rapidly than household textile and apparel approximately 10 percent a year and makes up about 20 percent of the market share of textile products, they are used in agriculture and forestry materials to protect natural resources and the living environment in transportation and storage, in civil and railway engineering and in the manufacture of sports leisure goods ... etc. ⁽³⁾

Medical textiles in the industrial textile field gradually have taken an important role. Medical textiles refer to textile products often used in combination with non-textile materials, which are used for the medical care of humans and animals and act as protection for personnel and equipments in medical care situation. ⁽⁴⁾ Medical textiles differ from other textile products in that there is often little scope for diversification and design variation ⁽⁵⁾

Heart prostheses are a well known example of the application of engineering technique to medical situations and must be considered a great success by any measure . Prostheses made by the weaving, nonwoven and knitting routes are available, but it is becoming accepted that those made in a velour type construction offer superior performance because of their characteristics . Woven fabrics in general prosthesis is a device that is used to overcome surgically some deficiency in the body. The most common prostheses are vasculars, prosthetic heart valves and patches...etc ⁽⁶⁾

-Classification of prostheses

Each prosthesis can be classified as indicated below

1-synthetic textile

A-knitted

B-woven

2-synthetic non-textile

A-extruded /expanded polymers

3-Biological

A-Allograft

B- Homograft ⁽⁷⁾

Patches

Patches are used to close gaps in the septal wall of the heart and are used to repair the whole prior disorders ,subsequently, it has become a widely accept technique for the repair of coarctation. Prosthetic patch has become a widely accept technique for the repair of coarctation .⁽⁸⁾ Prosthetic patch are widely used in the surgical treatment of congenital heart disease .Patch material may be either autogenous or synthetic autogenous, grafts have been formed from arterial venous and peritoneal tissue. Many surgeons prefer veins for autogenous patches because they are more readily available and they expand like a vein patch whereas Synthetic patches may be made from polyester or (P TFE) teflon mesh or tightly woven polyester . Synthetic patches may be made from polyester or (PTFE) teflon mesh or tightly woven polyester patches may be flat pieces of fabric or cut from tube graft as the patch is cut to fit the arteriotomy and

* Corresponding author. Tel.: 00201005199359

E-mail address: appliedarts71@gmail.com (Dr. Ghalia Elshenawy)

may be oval, rectangular or Y shaped (have a bifurcation like these used in transplantation or reimplantation) .The size of the patch is determined by the length of the arteriotomy , and the patch is made large enough to ensure that sutures can be placed in an area of the heart that is free of disease .⁽⁹⁾ patch has been laminated on to the surface of a cardiac pumping diaphragm to maintain a totally biolized surface.⁽¹⁰⁾

Prosthetic heart valve

prosthetic heart valves, whether mechanical or biological , are caged ball valves with metal struts , mounted on a frame called a stent that is, of necessity rigid . when fitted , the stent is surrounded by tissue that pulses with the beating of the heart ⁽¹¹⁾ stents are therefore fitted with the beating with a sewing ring made from woven polyester to provide a means of suturing the valve to the surrounding tissues . The fabric is also used to develop tissue ingrowth into the struts .

Stents perform three functions : first it provides a secure anchorage for the valve in position , second ,it seals the valve against leakage ,and third , it acts as a cushion between the rigid stent and the flexible tissue , spreading the stresses caused by the sutures more evenly .⁽¹²⁾

The cardiac valve prostheses

The first clinical use of a cardiac - valve prostheses took place in 1952 , when Brcharles Hufngel implanted the first artificial caged ball valve for aortic insufficiency .

The first implant of a replacement valve in the anatomic position took place in 1960, ⁽¹³⁾ since then many different types of heart valve prostheses have been developed and used in general during the past 10 years .

The surgical implantation of prosthetic heart valves has become successful. ⁽¹⁴⁾ Today there are many different way making prosthetic valves, because of the various complications , which occur with different valves .⁽¹⁵⁾

1.The ideal heart valve should

- 1-Be fully sterile at the time of implantation and be non toxic.
- 2-Be surgically convenient to insert near the normal location of the heart.
- 3-Conform to the heart structure (the size and shape of prosthesis should not interfere with cardiac function.)
- 4-Show a minimum resistance to flow to prevent a significant pressure drop across the valve.
- 5-Have a minimal reverse flow necessary for valve closure , so as to keep the incompetence of the valve allow level .
- 6-Show long resistance to mechanical and structural wear belong – lasting (25 years,) and maintain its normal functional performance (most not deteriorate over time)
- 7-Cause minimal trauma to blood elements and the endothelial tissue of the cardiac vascular structure surrounding.
- 8-The valve should also allow probability for thromboembolic complications without the use of anticoagulants
- 8-Be sufficiently quiet so as not to disturb the patient
- 9-Minimize production of turbulence
- 10-Not induce regions of high shear stress
- 11-Contain no stagnation or separation regions in its flow field, especially adjacent to the valve super structure .⁽¹⁶⁾

The ideal graft

The ideal graft should last a life time and permit blood passage without clotting or infection .⁽¹⁷⁾ The rate should be as close 100% as possible and it should show more compliance . The vessel that is used in replacing.⁽¹⁸⁾ The grafts should be easy to manufacture and store impervious to blood leakage to prevent excessive blood loss and the development of perigraft hematoma , which can interfere with healing and promote infection .⁽¹⁹⁾ Porosity may be essential for fabrics and other biological grafts .

Characteristics of the ideal graft

Reasonably priced -readily available – variety of size – easy to store easy to manufacture – durable (survives repeated sterilization , long life in body) suitable for use in the body (bio compatible – non toxic – non allergic – non thrombogenic, infection resistant easy to handle (easy to pass suture needle – pliable elastic – does not kink).⁽²⁰⁾

Requirements of fabrics used in heart prostheses

Requirements specified for implants with regard to duration of contact with human body where the contact medium and the intended biostability of the material are stricter compatibility than those for operating. Theatre textiles and products which are used in direct contact with the central nervous system or in the immediate vicinity of the heart or those which are deliberately dissolved in the body .The most important general requirement of heart prosthesis is the compatibility of the material to the human body and the ease with it can be sterilized .⁽²¹⁾

Biocompatibility requirements

Blood compatibility where blood compatibility is necessary in fabrics used in heart prostheses, blood compatibility implies that fabrics should not cause thrombosis ,which is the clotting of blood formed within a blood vessel .In addition to must not change in blood composition and blood properties (blood clothing haemolysis) ,Should not cause alteration of the plasma proteins ,destruction of the enzymes ,depletion of electrolytes, damage to adjacent tissue or destruction of the cellular elements of the blood such as the red blood cells, white blood cells and platelets .⁽¹²⁾ no triggering of immunological reactions and allergies, no causing of unusual foreign body reaction, no cytotoxic reaction, no mutagenic, teratogenic or earunogenic reaction, no undesirable biodegradation, Wide –lumen textile vascular replacement a cement thrombogenic for intraco - operative sealing, be- sterility, freedom from pyrogens, adequate

stability of the structure (including under long term loading - tensile- pressure- bending), load- elongation characteristics compatible with the tissue being replaced, inter operative length matching of the prosthesis, availability in suitable dimensions ⁽²²⁾, non-toxicity (non – pyrogenicity,non allergenic respond, non carcinogenesis) ,the ability to be sterilized, biocompatibility (bioinert, bioactive) ,good flexibility ,tenacity and softness in vivo stability (chemistry ,size ,shape, absorbency) ,non antigenic, mutagenicity , tumorigenicity, antigenicity ,blood compatibility (hemolysis, coagulation) ⁽¹²⁾

Mechanical properties such as elasticity, durability, tensile strength, torsional strength, impact strength, ductility, brittleness, creep, and stress propagation

Physiological properties such as formability, wetability, electrical nature (charge, zeta potential, critical surface tension, crystallinity, thermal history and surface structure. ⁽²³⁾

2.EXPERIMENTAL WORK

There are no previous studies about fabrics used in heart prostheses, this research produced fabrics used in patches and valves frames. One textile material used in this research, that is textured polyester denier 50 , 70 and 100 denier . Three different woven structures were used in this research to produce all samples, Regular hopsack 2/2 ,twill weave 1/3 ,and satin weave 4.Three warp set used in produced samples ,theses ,80, 100 and 120 ends /cm and three weft set 75, 100 and 125 picks /cm.

Table (1) Specifications of produced woven patches and valves frames

No	Property	Specification
1	Warp type	Textured Polyester
2	Weft type	Textured Polyester
3	Count of warp yarns	50,70,100 denier
4	Count of weft yarns	50,70,100 denier
5	Warp set (ends / cm)	80,100 and 120 ends / cm
6	Weft set (picks / cm)	75,100 and 125 picks / cm
7	Fabric structures	Regular hopsack 2/2, twill 1/3 and satin 4
8	Reed used	10 dents /cm
9	Denting	8,10 and 12 ends /dent
10	Width of finished fabric	13 cm
11	Finishing	Samples were treated with Chitosan and them sterilized

Finishing treatment

The produced fabrics were undergoing special treatments before being used. These treatments include coating with Chitosan, and then sterilization as following.

Coating

Prostheses are impregnated with Chitosan, which decrease the permeability. preclotting of coated prostheses have been advocated for many years for their non-porous surface which minimizes blood loss of the patients ⁽²⁴⁾

The fabric samples were padded in an aqueous solution containing 12% Chitosan, solution then squeezed to a wet pick up 100 %. The fabric samples were dried at 85 °C for 5 min, then thermo-fixed at 140 °C 90 sec. ⁽²⁵⁾

Sterilization

Heart prostheses fabrics are sterilized by ethylene oxide gas, where sterilization is applied in special autoclaves under carefully controlled conditions of temperature an humidity.⁽³⁴⁾The gas alters proteins, killing bacteria, fungal spores and viruses .A through cleaning cycle is required before sterilization and a gas removal cycle is needed before use .⁽²⁶⁾

TESTS APPLIED TO SAMPLE UNDER STUDY

Several tests were carried out in order to evaluate the produced fabrics, these tests are follow:

- 1-Air permeability, this test was carried out according to the B.S. 2925: 88 ⁽²⁷⁾
- 2-Water permeability, this test was carried out according to the (ASTM.D 4491) ⁽²⁸⁾
- 4-Fabric thickness, this test was carried out according to the ISO 2094 & BS 4052 ⁽²⁹⁾
- 5-Fabrics weight, this test was carried out according to the ASTM-D 3776- 79 ⁽³⁰⁾

3.RESULTS &DISCUSSION

Results of experimental examination on the produced samples are presented in the following table and graphs. Results were statically analyzed for data listed.

Table (2) the results of the tests applied to woven patches and valves frames produced with textured polyester

No.	Fabric structure	Yarn count (denier)	Warp set	Weft set	Air permeability ($L^3 / \text{min} \cdot m^2$)	Water permeability (sec)	Thickness (mm)	Weight (g/m^2)
1	Regular hopsack 2/2	50	80	75	27	30	0.46	210.1
2	Regular hopsack 2/t2	50	80	100	23	36	0.47	247.7
3	Regular hopsack 2/2	50	80	125	19	40	0.47	270.5
4	Regular hopsack 2/2	50	100	75	18	34	0.47	260.5
5	Regular hopsack 2/2	50	100	100	15	46	0.49	290.7
6	Regular hopsack 2/2	50	100	125	14	49	0.51	314.9
7	Regular hopsack 2/2	50	120	75	13	45	0.51	275.1
8	Regular hopsack 2/2	50	120	100	11.5	49	0.49	308.8
9	Regular hopsack 2/2	50	120	125	9.5	52	0.53	331.6
10	Twill 1/3	50	80	75	26	35	0.45	211.7
11	Twill 1/3	50	80	100	22	44	0.465	246.9
12	Twill 1/3	50	80	125	15	50	0.47	271.9
13	Twill 1/3	50	100	75	16	39	0.45	261.8
14	Twill 1/3	50	100	100	13	48	0.47	292.6
15	Twill 1/3	50	100	125	11	50	0.49	316.2
16	Twill 1/3	50	120	75	10	47	0.47	274.9
17	Twill 1/3	50	120	100	8	51	0.48	309
18	Twill 1/3	50	120	125	6.5	60	0.50	330.4
19	Satin 4	50	80	75	16.5	49	0.44	212.8
20	Satin 4	50	80	100	9	54	0.45	245.8
21	Satin 4	50	80	125	7	70	0.456	272.4
22	Satin 4	50	100	75	12	55	0.45	261.6
23	Satin 4	50	100	100	7	60	0.46	295.1
24	Satin 4	50	100	125	5	80	0.47	316.9
25	Satin 4	50	120	75	6.5	62	0.46	275.8
26	Satin 4	50	120	100	4.5	78	0.47	293.4
27	Satin 4	50	120	125	3.5	84	0.49	317.5
28	Regular hopsack 2/2	70	80	75	25	39	0.45	210.1
29	Regular hopsack 2/t2	70	80	100	18	40	0.46	247.7
30	Regular hopsack 2/2	70	80	125	12	42	0.49	270.5
31	Regular hopsack 2/2	70	100	75	11	38	0.48	260.5
32	Regular hopsack 2/2	70	100	100	9	46	0.51	290.7
33	Regular hopsack 2/2	70	100	125	7	54	0.54	314.9
34	Regular hopsack 2/2	70	120	75	7	47	0.53	275.1
35	Regular hopsack 2/2	70	120	100	5	50	0.53	308.8
36	Regular hopsack 2/2	70	120	125	3.5	68	0.66	331.6
37	Twill 1/3	70	80	75	23	43	0.42	211.7
38	Twill 1/3	70	80	100	17	47	0.43	246.9
39	Twill 1/3	70	80	125	10.5	51	0.48	271.9
40	Twill 1/3	70	100	75	9.5	41	0.45	261.8
41	Twill 1/3	70	100	100	8	48	0.48	292.6

42	Twill 1/3	70	100	125	6	56	0.53	316.2
43	Twill 1/3	70	120	75	5.5	59	0.50	274.9
44	Twill 1/3	70	120	100	4.5	72	0.52	309
45	Twill 1/3	70	120	125	2.5	80	0.56	330.4
46	Satin 4	70	80	75	8.5	45	0.41	212.8
47	Satin 4	70	80	100	6	50	0.43	245.8
48	Satin 4	70	80	125	5	54	0.47	272.4
49	Satin 4	70	100	75	6	60	0.47	261.6
50	Satin 4	70	100	100	5	66	0.50	295.1
51	Satin 4	70	100	125	2	88	0.49	316.9
52	Satin 4	70	120	75	2.5	86	0.49	275.8
53	Satin 4	70	120	100	1.5	90	0.51	293.4
54	Satin 4	70	120	125	0.5	126	0.53	317.5
55	Regular hopsack 2/2	100	80	75	13.5	42	0.59	278.9
56	Regular hopsack 2/t2	100	80	100	10	48	0.67	321.4
57	Regular hopsack 2/2	100	80	125	8	52	0.69	351.2
58	Regular hopsack 2/2	100	100	75	5	50	0.64	330.2
59	Regular hopsack 2/2	100	100	100	4.5	54	0.66	372.4
60	Regular hopsack 2/2	100	100	125	2.5	59	0.67	410.5
61	Regular hopsack 2/2	100	120	75	2.5	58	0.64	380.3
62	Regular hopsack 2/2	100	120	100	1.5	62	0.66	411.4
63	Regular hopsack 2/2	100	120	125	0.5	92	0.70	443.3
64	Twill 1/3	100	80	75	12	57	0.58	279.7
65	Twill 1/3	100	80	100	9	60	0.63	322.1
66	Twill 1/3	100	80	125	6	65	0.65	350.9
67	Twill 1/3	100	100	75	4	62	0.62	331.8
68	Twill 1/3	100	100	100	3.5	68	0.63	373.5
69	Twill 1/3	100	100	125	2	70	0.65	411.3
70	Twill 1/3	100	120	75	2.5	80	0.63	381.6
71	Twill 1/3	100	120	100	2	86	0.64	412.7
72	Twill 1/3	100	120	125	1	90	0.68	444.9
73	Satin 4	100	80	75	6	73	0.57	278.9
74	Satin 4	100	80	100	4.5	82	0.60	323.3
75	Satin 4	100	80	125	2	90	0.65	445.8
76	Satin 4	100	100	75	3	80	0.59	332.8
77	Satin 4	100	100	100	4	86	0.62	374.9
78	Satin 4	100	100	125	1.5	95	0.65	412.6
79	Satin 4	100	120	75	2	100	0.59	382.8
80	Satin 4	100	120	100	1.5	130	0.66	413.6
81	Satin 4	100	120	125	0.5	142	0.67	445.5

Air permeability the test

-Before treatment

It is clear from the diagrams that regular hopsack 2/2 has obtained the highest rates of air permeability, whereas satin 4 has obtained the lowest rates, and this is for sake of the increase in the number of intersections per unit area for the hopsack 2/2 weave cause increasing of the air spaces in the fabric, so air spaces in the fabric will be increasing causing increasing in the air permeability.

It is also obvious from the statistical analysis of the air permeability results that there is an inverse relationship between number of ends and picks per cm and air permeability. We can report that the increasing in ends and picks cause an obstruction in air passage, causing decreasing in air permeability.

We can be also noticed from the diagrams that samples made of 100 denier have recorded the lowest rates of air permeability, whereas samples made of 50 denier have recorded the highest rates. I can report that yarns of denier 100 have thicker than diameter denier, 50 and 70, which decrease the air passage.

We can be also noticed from the diagrams that inverse relationship between thickness, weight and air permeability. I can state that increasing in thickness and weight are resulted from the increasing in yarn diameter, number of picks and ends per unit area, which cause an obstruction in air passage, causing decreasing in air permeability.

It can be also noticed from the Statistical analysis F test for all variables used in produced woven patches and valves frames.

-After treatment

All treated samples have prevented blood through them, we can state that the porosity of the samples has been occluded by the Chitosan, and so air was prevented from passing.

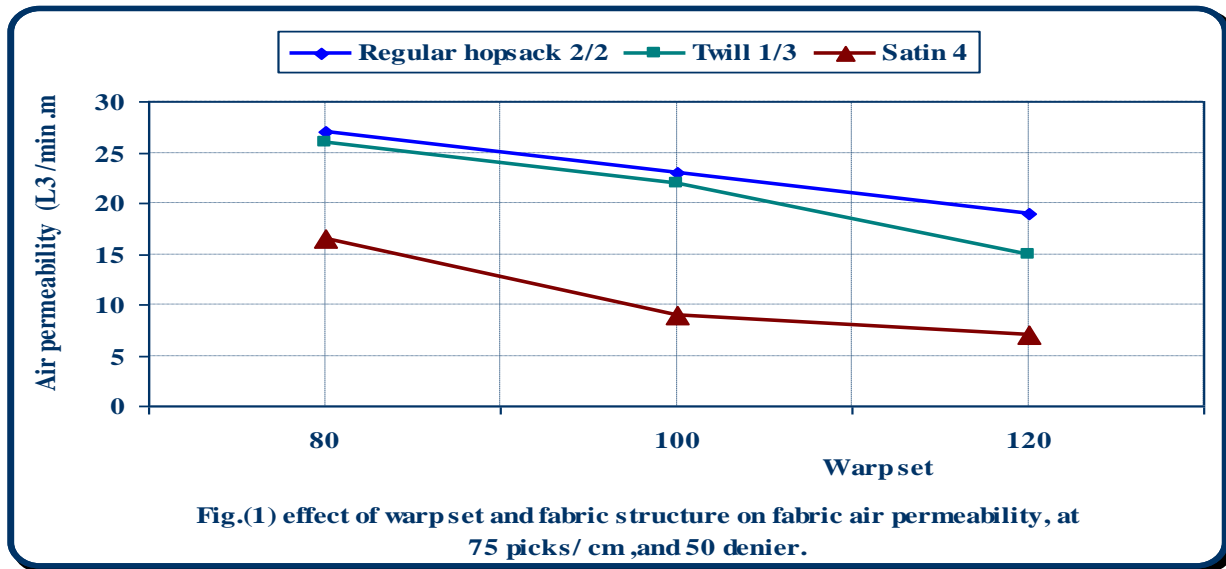


Table (3) regression equation and correlation coefficient for the effect of warp set and fabric structure on air permeability, at 75 and 50 denier

Fabric structure	Regression equation	Correlation coefficient
Regular hopsack 2/2	$Y = -0.02 X + 43$	-1
Twill 1/3	$Y = -0.275 X + 48.5$	-1
Satin 4	$Y = -0.2375X + 34.58333$	-1

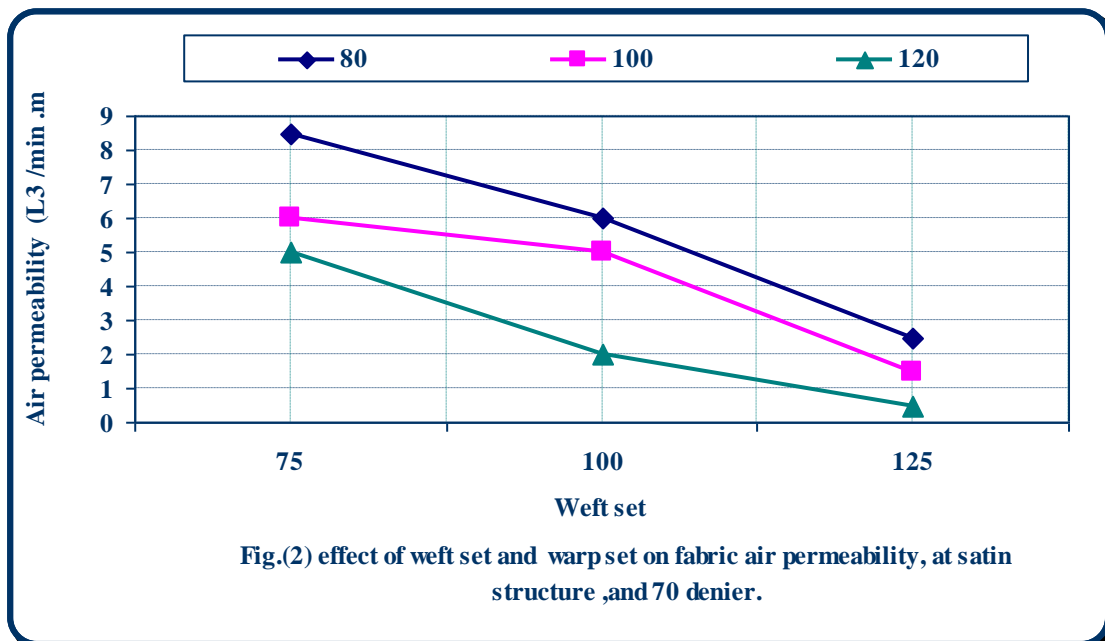


Table (4) regression equation and correlation coefficient for the effect of warp set and weft set on air permeability, at satin structure and 70 denier .

Weft set	Regression equation	Correlation coefficient
75	$Y = -0.02 X + 43$	-1
100	$Y = -0.275 X + 48.5$	-1
125	$Y = -0.2375 X + 34.58333$	-1

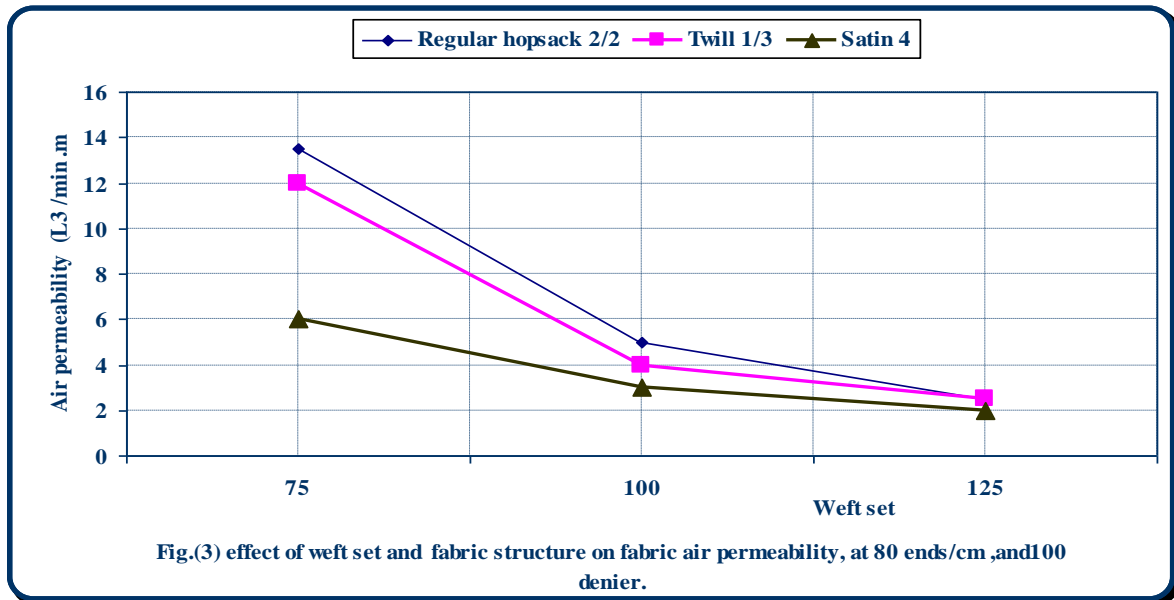


Table (5) regression equation and correlation coefficient for the effect of weft set and fabric structure on fabric air permeability, at 80 ends/cm ,and100 denier.

Fabric structure	Regression equation	Correlation coefficient
Regular hopsack 2/2	$Y = -0.01 X + 15$	-1
Twill 1/3	$Y = -0.06 X + 10$	-1
Satin 4	$Y = -0.04 X + 7$	-1

Water permeability test

It is obvious from the diagrams, that regular hopsack 2/2 has recorded the highest rates of water permeability, whereas satin 4 has recorded the lowest rates. I can report that because hopsack 2/2 weave have more intersections than satin and twill weave which cause the produced fabric to be less compacted, so spaces in the fabric will be decreased causing decreasing in water permeability.

It is also clear from the diagrams that there is an inverse relationship between number of ends and picks per cm and water permeability. This is for sake of that because of the increased number of ends and picks, which prevent the passage of water.

We can also notice that samples made of 100 denier have obtained the lowest rates of water permeability, whereas samples made of 50 denier have obtained the highest rates.

This is probably due to that the more diameter the yarns get the less porosity the fabric become and this is for sake of the increasing of the cover factor

We can be also noticed from the diagrams that inverse relationship between thickness, weight and water permeability. We can state that increasing in thickness and weight means increasing in yarn diameter, number of picks and ends per unit area, which cause an obstruction in water passage, causing decreasing in water permeability.

We can be also noticed from the Statistical analysis F test that number of warp and weft set, yarn count, fiber type and fabric structure had a highly significant and significant effect on water permeability.

And also from F test for the effect of warp and weft set, yarn count fabric structure and yarn type on water permeability. Besides it is clear that, there is a highly significant effect of warp set and weft set, warp set and yarn count, warp set and yarn type, warp set and fabric structure on water permeability, and interaction between them ,also there is a highly significant effect of weft set and yarn count, and interaction between them ,also there is a highly significant effect of weft set and yarn type, weft set and fabric structure, whereas interaction between them is significant. Besides there is a highly significant effect of yarn count and yarn type, yarn count and fabric structure and

interaction between them, also there is a highly significant effect of yarn type and fabric structure and interaction between them.

-After treatment

All treated samples didn't let blood to pass. I can report that the porosity of the samples have been occluded by the Chitosan and so prevented the blood from passing.

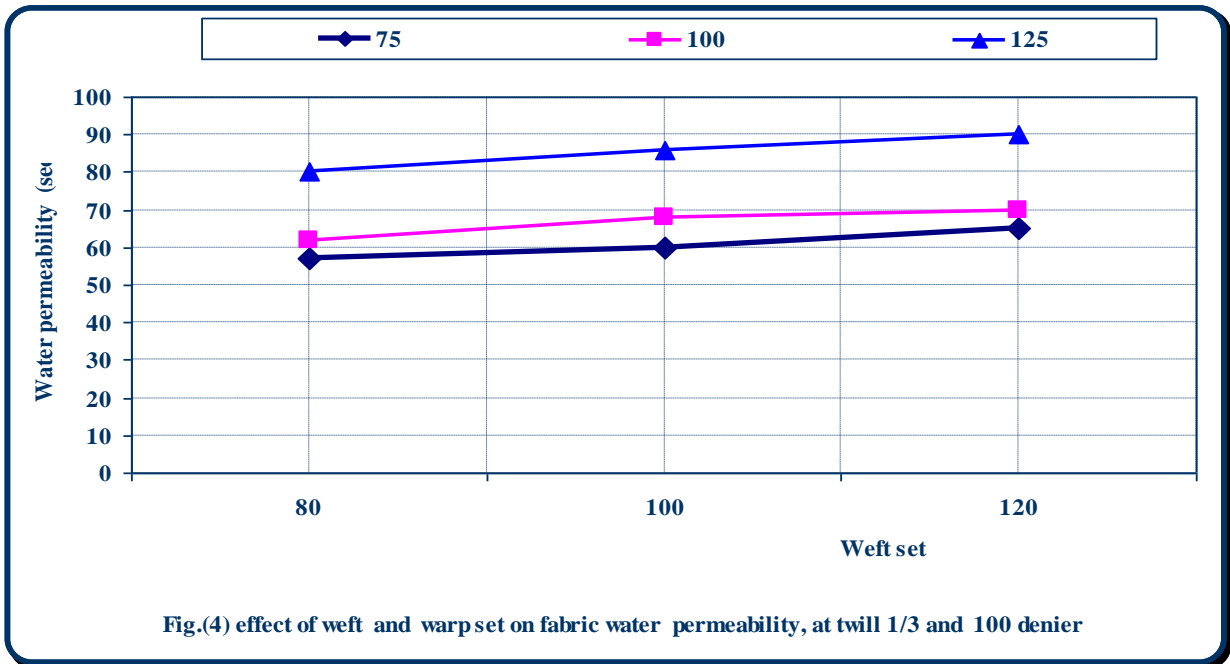


Table (6) regression equation and correlation coefficient for the effect of weft and warp set on fabric water permeability, at twill 1/3 and 100 denier.

Fabric structure	Regression equation	Correlation coefficient
Regular hopsack 2/2	$Y=0.25 X +35$	1
Twill 1/3	$Y=0.01X 58$	1
Satin 4	$Y=0.02X +66$	1

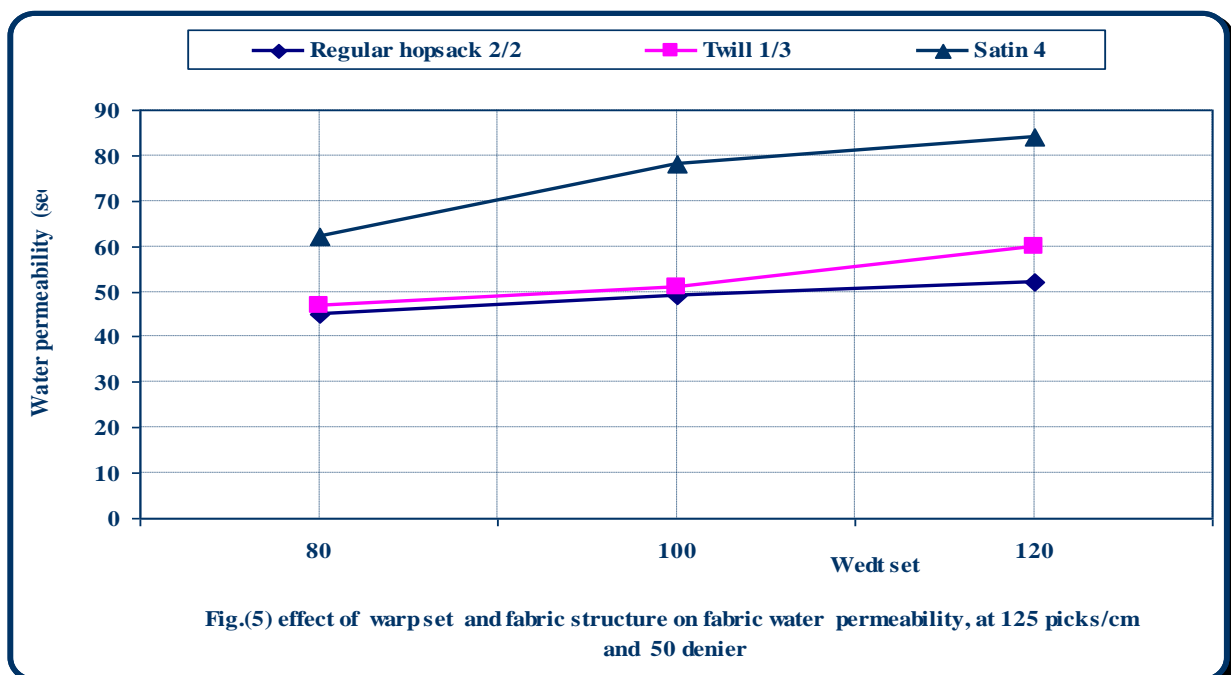


Table (7) regression equation and correlation coefficient for the effect of warp set and fabric structure on fabric water permeability, at 125 picks/cm and 50 denier.

Weft set	Regression equation	Correlation coefficient
75	$Y = -0.15X + 34$	1
100	$Y = 0.45X - 6$	1
125	$Y = 0.3X + 48$	1

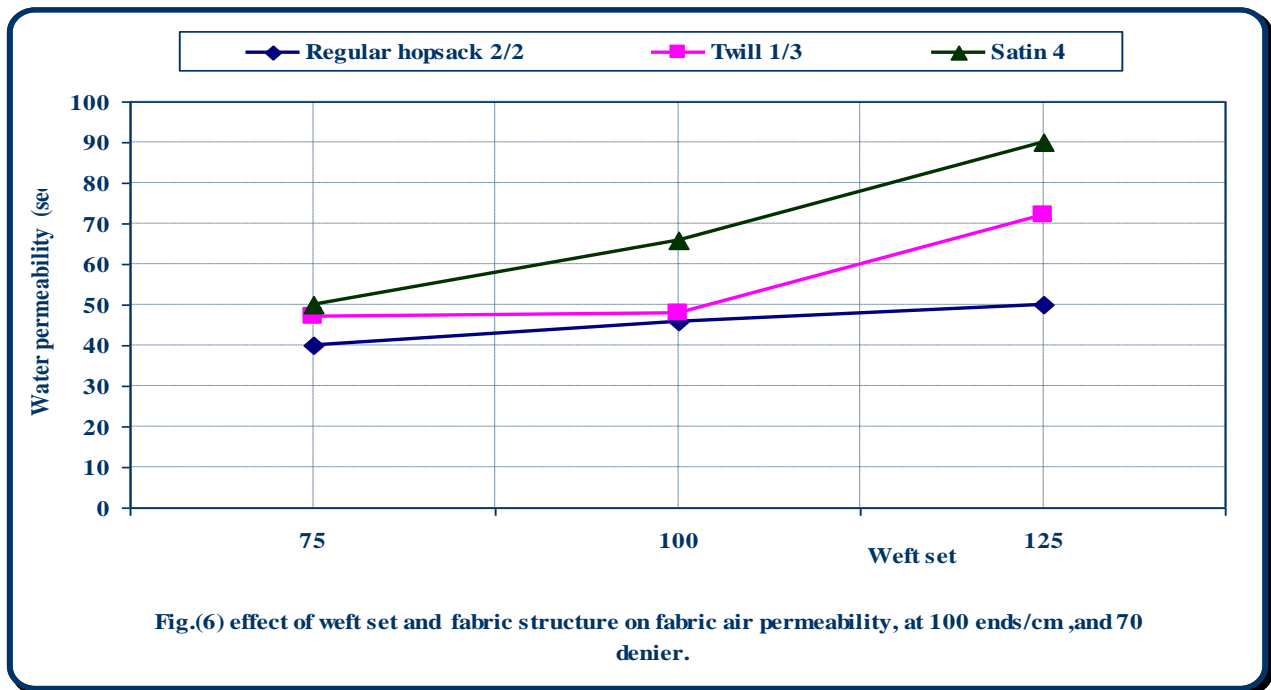


Table (8) regression equation and correlation coefficient for the effect of weft set and fabric structure on fabric air permeability, at 100 ends/cm ,and 70 denier.

Fabric structure	Regression equation	Correlation coefficient
Regular hopsack 2/2	$Y = 0.2X + 26$	1
Twill 1/3	$Y = 1.2X - 72$	1
Satin 4	$Y = 1.2X + 54$	1

Thickness

-Before treatment

It is clear from the diagrams and tables, that regular hopsack 2/2 has recorded the highest rates of thickness, followed by twill and then satin weave, which achieved the lowest rates, and it was found that the difference between both of them was insignificant.

This is mainly for sake of that hopsack 2/2 weave have more intersections than twill and satin weave, which gives it the advantage of having ridges on fabric surface giving hopsack 2/2 weave the ability of being thicker than the other structures.

Another reason for these difference in thickness is yarn count, as samples with denier 100 have recorded the highest thickness followed by samples with 70 denier, and then samples with 50 denier, This is due to that yarns of 100 denier are thicker than yarns of 70 and 50 denier, causing the produced samples to be thicker.

It was also found that the more yarns per unit area the more thicker the samples become, so samples with 150 ends per cm and 144 picks per cm have recorded the highest rates of thickness, whereas samples with 100 ends per cm and 72 picks per cm have recorded the lowest rates.

After treatment

No changes occurred to the samples after treated with Chitosan, I can report that Chitosan has filled the spaces in the fabric, where the 12% Chitosan that added to the samples is an insignificant percentage to affect samples thickness.

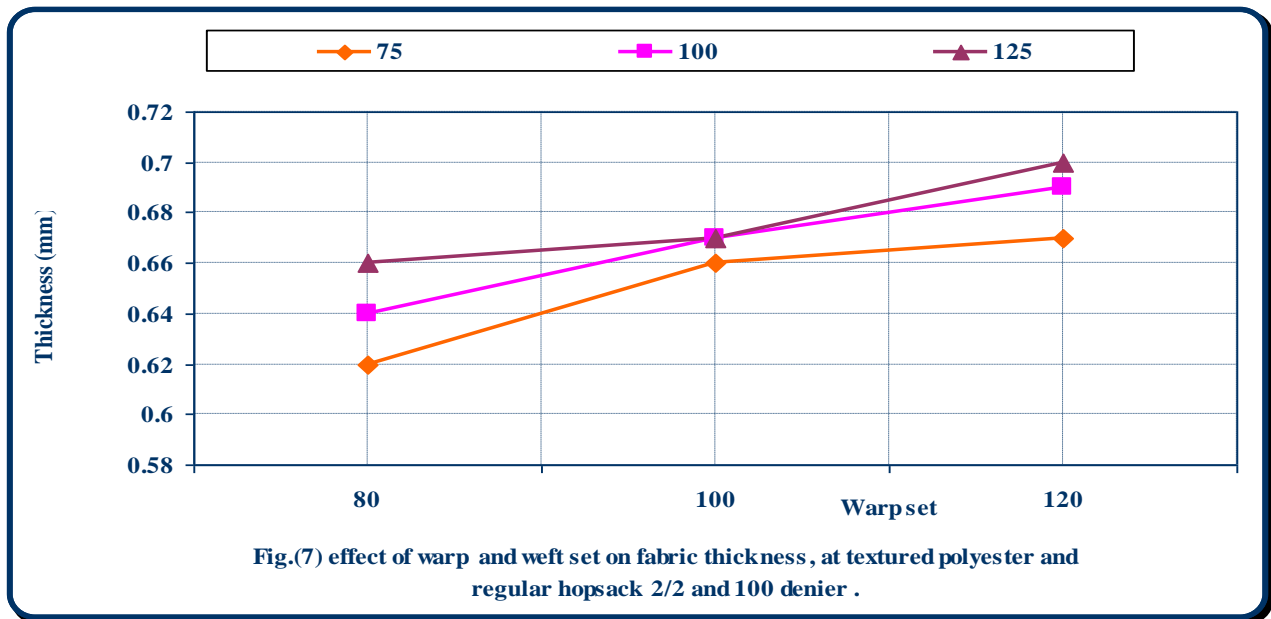


Fig.(7) effect of warp and weft set on fabric thickness , at textured polyester and regular hopsack 2/2 and 100 denier .

Table (9) regression equation and correlation coefficient for the effect of warp and weft set on fabric thickness, at textured polyester and regular hopsack 2/2 and 100 denier.

Weft set	Regression equation	Correlation coefficient
75	$Y=0.0005 X +0.61$	1
100	$Y=0.001X 0.57$	1
125	$Y=0.0015X +0.52$	1

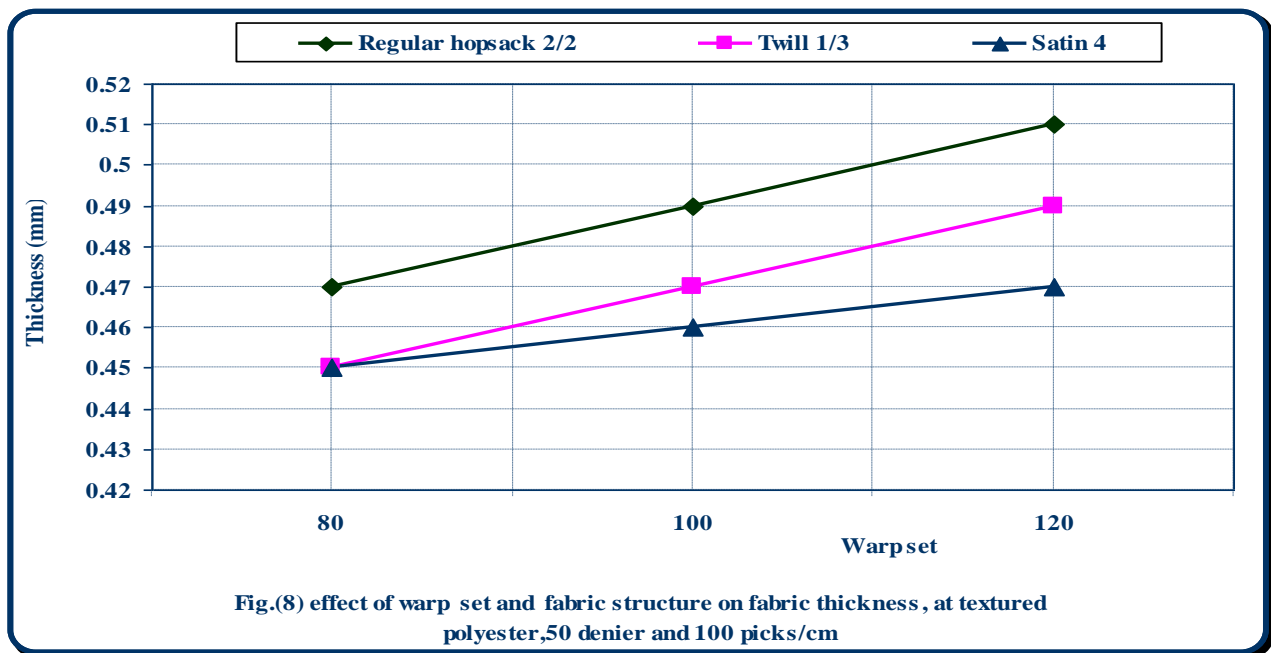


Fig.(8) effect of warp set and fabric structure on fabric thickness , at textured polyester,50 denier and 100 picks/cm

Table (10) regression equation and correlation coefficient for the effect of warp set and fabric structure on fabric thickness, at textured polyester,50 denier and 100 picks/cm .

Fabric structure	Regression equation	Correlation coefficient
Regular hopsack 2/2	$Y=0.001 X +0.39$	1
Twill 1/3	$Y=0.001X 0.37$	1
Satin 4	$Y=0.0005X +0.41$	1

Weight

-Before treatment

It is clear from the diagrams and tables that there was insignificant in weight between the three structures.

It is also clear that samples produced of 100 denier have recorded the highest weight followed by samples with 70 denier, and then samples with 50 denier, This is for sake of that yarns of 100 denier are thicker than yarns of 70 and 50 denier, causing the produced samples to be increased in weight.

It was also found that the more yarns per unit area the more thicker the samples become, so samples with 120 ends per cm and 125 picks per cm have recorded the highest weight , whereas samples with 80 ends per cm and 75 picks per cm have recorded the lowest weight.

It was also found that F test for all variables used in woven patches and valves frames. It is clear from this table that number of warp and weft set, yarn count, fiber type and fabric structure had a highly significant and significant effect on weight.

-After treatment

The increasing in samples weight after treatment was about 12%.

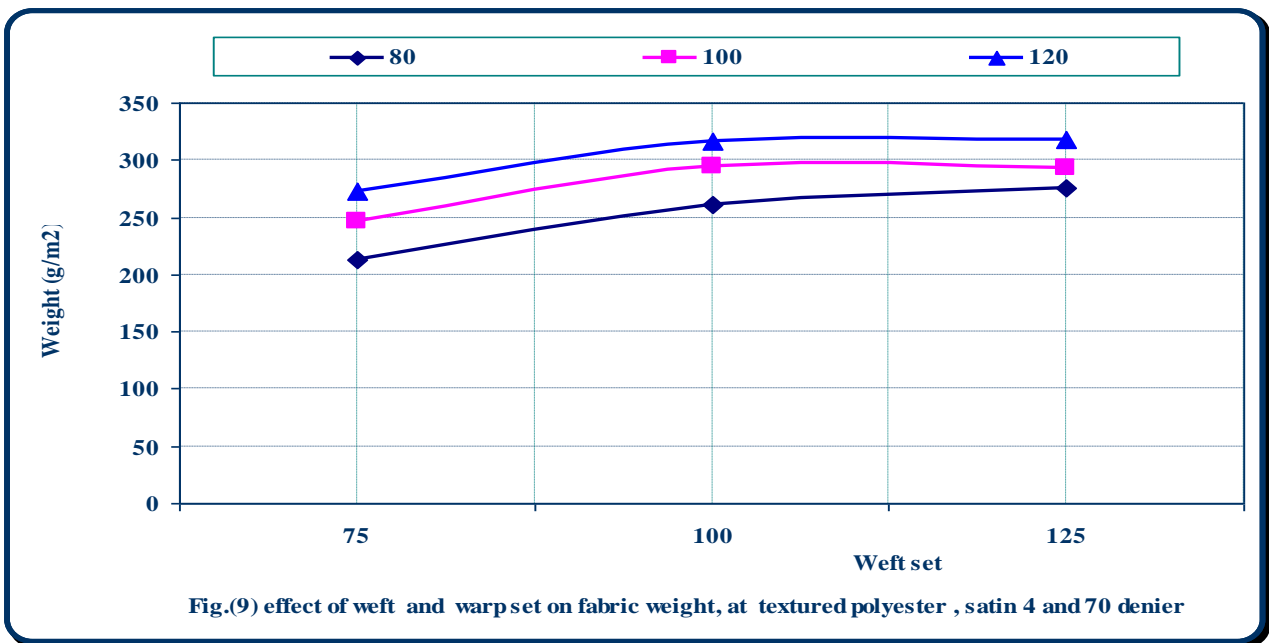


Table (11) regression equation and correlation coefficient for the effect of weft and warp set on fabric weight, at textured polyester , satin 4 and 70 denier.

Weft set	Regression equation	Correlation coefficient
75	$Y=1.33 X +112.8$	1
100	$Y=1.09X +186.1$	1
125	$Y=1.205X +172.9$	1

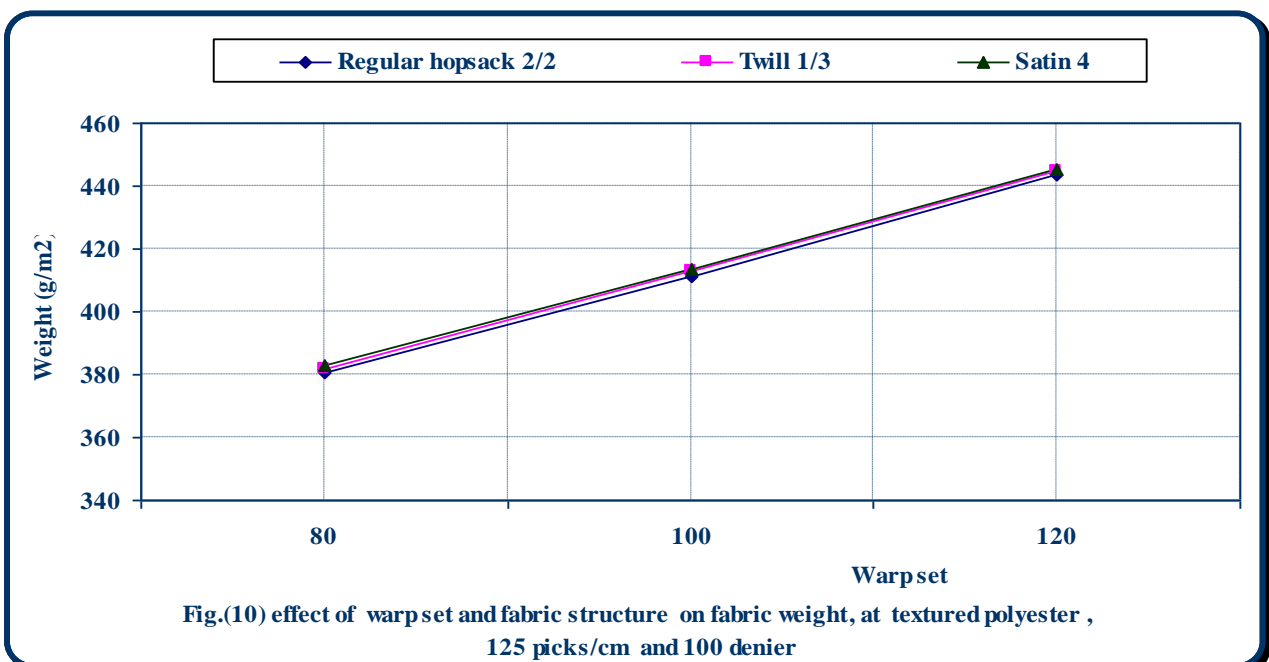
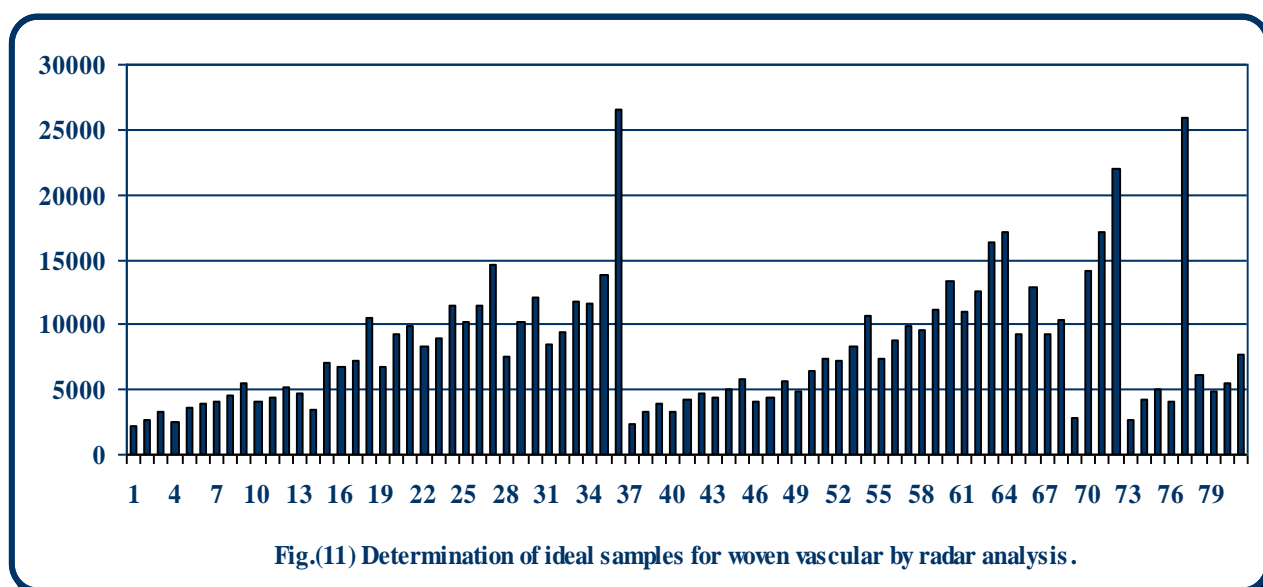


Table (12) regression equation and correlation coefficient for the effect of warp set and fabric structure on fabric weight, at textured polyester, 125 picks/cm and 100 denier.

Fabric structure	Regression equation	Correlation coefficient
Regular hopsack 2/2	$Y=1.595 X +251.9$	1
Twill 1/3	$Y=1.61X 251.7$	1
Satin 4	$Y=1.595X +254.1$	1

Table (13) the area of all samples for determination of ideal samples for woven vascular by radar analysis.

Sample no .	The area	Sample no .	The area.	Sample no .	The area
1	2139.41358	28	2336.54879	55	2702.07087
2	2684.63521	29	3364.02421	56	4177.17866
3	3330.91262	30	3977.53897	57	4974.33962
4	2493.64596	31	3370.81328	58	4121.03073
5	3600.21216	32	4304.62369	59	25893.3339
6	3978.22202	33	4713.80489	60	6091.70163
7	4159.73517	34	4402.28486	61	4902.9913
8	4602.06731	35	4995.67582	62	5558.48207
9	5531.20369	36	5760.3357	63	7660.32176
10	4127.10564	37	4131.45073	64	4846.46411
11	4368.16931	38	4475.7615	65	10655.4907
12	5112.52845	39	5621.93612	66	6482.76151
13	4705.33421	40	4869.32265	67	6302.44689
14	3413.08832	41	6481.10945	68	7194.1935
15	7047.11479	42	7370.76941	69	10002.0437
16	6796.73677	43	7216.99611	70	45410.78
17	7288.79196	44	8330.76811	71	12361.4156
18	10561.7069	45	10700.9042	72	23753.5755
19	6717.19636	46	7424.21633	73	8389.30045
20	9205.25683	47	8813.88499	74	9836.79549
21	9957.08836	48	9895.91176	75	12624.4585
22	8286.89023	49	9624.9928	76	10870.7491
23	8893.81583	50	11148.0257	77	11922.8451
24	11522.1642	51	13359.1115	78	16113.509
25	10264.5277	52	11014.3457	79	11263.5672
26	11436.8241	53	12559.8415	80	15234.3638
27	14553.6798	54	16342.8963	81	19468.5161



REFERENCES

- 1-Adams RD, Victor M: Principles of Neurology, 5th ed. New York: McGraw-Hill, 1993.
- 2-Al Rajeh S, Awada A, Niazi G, Larbi E: Stroke in a Saudi Arabian National Guard community. Analysis of 500 consecutive cases from a population-based hospital .Stroke. 1993;24:1635.
- 3-Benditt EP: Origin of human atherosclerotic plaques: The role of altered gene expression. Arch Pathol Lab Med. 1988;
- 4-Bert C, Rob G, and Hans Hoeneveld: Benefit of carotid patching. A randomized study. J Vas Surg, 7: 240; 1988.
- 5-Bluth EI, Stavors AT, Marich KW, et al: Carotid duplex sonography: A multicenter recommendation for standardized imaging and Doppler criteria. Radiographics 1988;
- 6-Svedova, J., " Industrial Textiles " , Elsevier, New York, 1990.
- 7- Anderson ,R., H., "Normal and abnormal development of the heart " , Glenn thoracic and cardiac vascular surgery, Appleton & Lange, California , 1992,.
- 8- King, H., Hasier, G, and King, R., " Repair of coarctation of the aorta by patch grafting " cardiovasc, surg, vol .94, March, 1987
- 9- Weldos, E., " Surgical reconstruction of the out flow partions of right and left ventricles " , Journal of thoracic & surgery, 1984
- 10-Williams,D., "Concise encyclopedia of medical & dental materials " , 1st edition, Pergamon press, England , 1990,
- 11-Shamash, K " A healthy prognosis", Textile month, December,1980.
- 12-Adunur, S " Wellington Sears handbook of Industrial Textiles " , Wellington sear Company, Technomic Publishing Company, Inc.,Lancaster,Pennsylvania,1995,
- 13 – Bronzino , D., J., " Bio-medical engineering " , CRC press , 1995.
- 14- Granmia, K.,R., and Wage, C.,R., " Cardiac Ultra –sound " , The C.V Mosby company , Saint Louis, 1975
- 15- Hopmeyer, J., " Mechanics of heart valves " Biomedical engineering, CRC press 1995.
- 16-Rosenbery, N., " Private communication chief of vascular surgery " , Middle sex university, New Jersey, 1988 .
- 17 – kempczinsk , R.,F., " Vascular grafts in R.B Rutherfordced " , vascular surgery , 4th edition, W. B Saunders, Philadelphia ,1995 .
- 18 –Wright, C.,W ., " The regulatory environment for vascular grafts, in P.N sawyer(ed) vascular grafts", McGraw – Hill ,New York, 1987.
- 19 – Whit, R.,A., " Evaluation of small diameter grafts parameters using replacement from vascular prostheses " ,B. Wright , Inc., Boston , 1983.
- 20– Juniper., R., " A new vascular prosthesis " Biomedical polymers, vol. 1, No. 10, February, 1986.
- 21-Timmis, D.,A., and Nathan , W.,A., " Essentials of cardiology " , second edition , Oxford scientific publications , London, 1995.
- 22-Artandic, C " Fiber in medicine " , Shrilly Institute, August 1981
- 23- Scott, S., M " A collagen Coated Vascular Prosthesis " , J. cardiovasc, surg, 1987, p. 128,498.
- 24-Majeti,N,V., Kumar, R" A review of Chitin and Chitosan Application " Reactive &Functional polymers ,No,46 2000
- 25-Fuerst,R., " Microbiology in health and disease " , 15th edition ,W.B.Saunders company ,Philadelphia ,1998.
- 26–Murrary , R.,R " Medical microbiology" , 2nd edition, Mosby- year book , 1994
- 27-B.S. 2925: 88 " British Standard Method for Determining the Air permeability

28- ASTM-D 4491-92 “ British standard method for determining the water permeability”

29-ASTM-D 1777-84 “ Standard Test Method for Measuring Thickness of Textile Materials”

30-ASTM-D 3776, “ Standard Test Method for Weight of Woven Fabric”